



Combating marine litter and microplastics

Paola Savelli,
Programme Officer, Marine Litter
UN Environment
paola.savelli@un.org



Content of the Presentation:

1. Introduction

- Marine Litter & Plastic
- Impacts

2. International Legal Framework

3. UN Environment, key processes and activities

4. Questions



Introduction – Marine Litter

Marine litter, sometimes referred to as marine debris, is defined as:

“Any persistent, manufactured, or processed solid material that is discarded, disposed of or abandoned in the marine and coastal environment (UNEP, 2009).”



Introduction

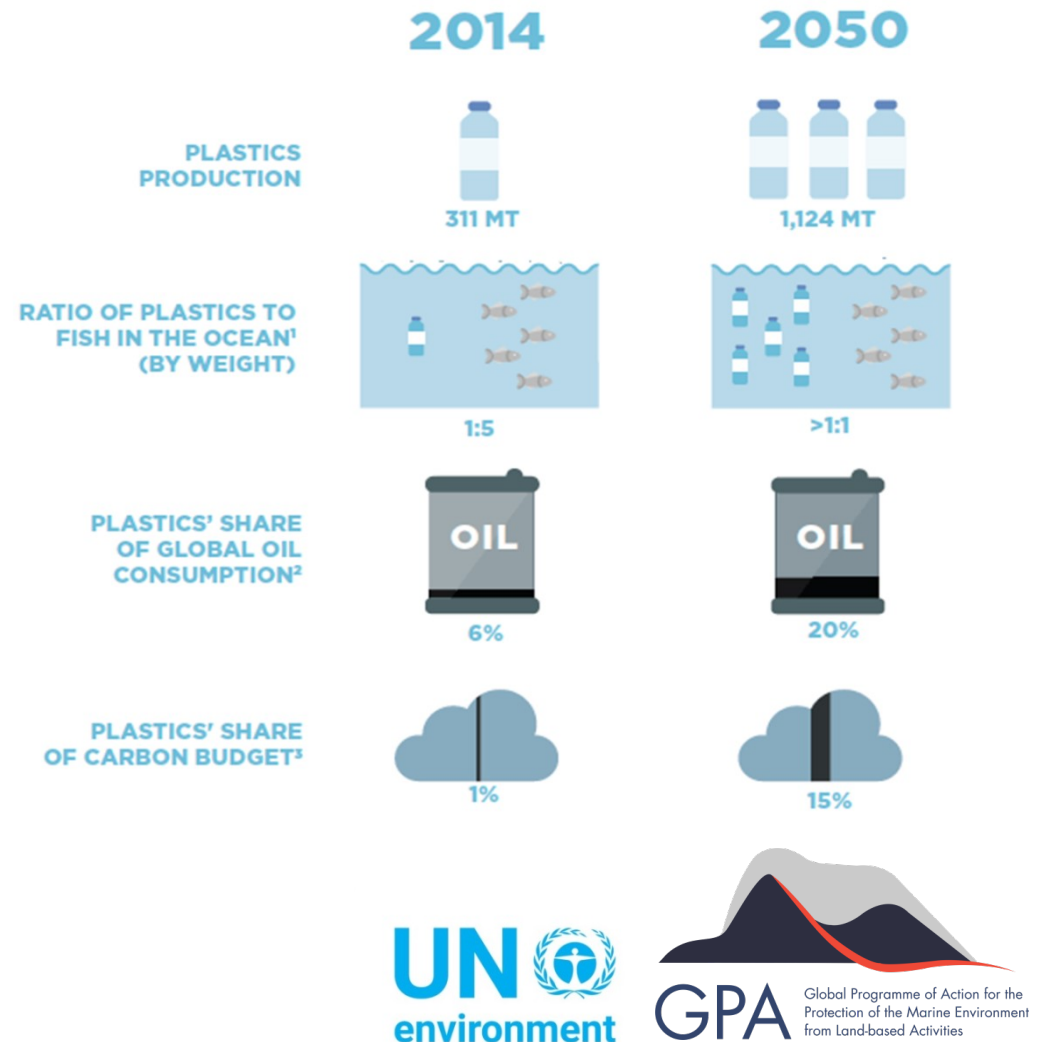
According to some estimates, 60-80% of the marine litter is from land-based sources – varies between regions

60-90% of the marine litter consists of plastic

Approx. 8 million tons of Plastics entering into oceans every year (4.8-12.7)

By 2025 the plastics entering into oceans could be 155 million tons a year if action is not taken upstream to improve plastics management

Need better figures on sea-based i.e. ALDFG and Ship waste











Introduction – Land-based marine litter

Most common macro-items according to International Coastal Cleanup (ICC/Ocean Conservancy, 2016) are consumer products.

Top 10 Items Collected



- | | | | |
|--|---|---|---|
|  | 1. CIGARETTE BUTTS
2,127,565 |  | 6. OTHER PLASTIC BAGS
424,934 |
|  | 2. PLASTIC BEVERAGE BOTTLES
1,024,470 |  | 7. GLASS BEVERAGE BOTTLES
402,375 |
|  | 3. FOOD WRAPPERS
888,589 |  | 8. PLASTIC GROCERY BAGS
402,122 |
|  | 4. PLASTIC BOTTLE CAPS
861,340 |  | 9. METAL BOTTLE CAPS
381,669 |
|  | 5. STRAWS, STIRRERS
439,571 |  | 10. PLASTIC LIDS
351,585 |



TINY TRASH, BIG IMPACTS

Tiny Trash are items measuring less than 2.5 cm.

1,332,799
Plastic Pieces

950,293
Foam Pieces


594,349
Glass Pieces

Introduction – ALDFG

Abandoned, lost or otherwise discarded fishing gear (**ALDFG**) is a significant and dangerous component of marine litter:

- **Impact on ecosystem and wildlife**
 - **Loss of potential catches**
 - **Cost for fishing sector**
 - **Navigation and safety hazard**
- Causes of ALDFG include: Bad weather, Gear conflicts, Snagging on living and inert structures, Operator error, Deliberate discarding / abandonment, IUU fishing

Disposal of fishing gear at sea is in contravention of **MARPOL Annex V**.



Introduction – Plastics

Since their widespread introduction in the mid-1950s, the production and development of plastics has expanded dramatically

8,300 million metric tons (Mt) of virgin plastics have been produced to date

Plastic production: more than 322 Mt in 2015 (an increase of > 50% from 204 in 2002) – 2016 – **335 Mt**

6,300 Mt of plastic waste has been generated as of 2015

Of this waste, **9%** has been recycled, **12%** incinerated, and **79%** has accumulated in landfills or the natural environment.

12,000 Mt of plastic waste will be in landfills or in the natural environment by 2050 under current production and waste management trends

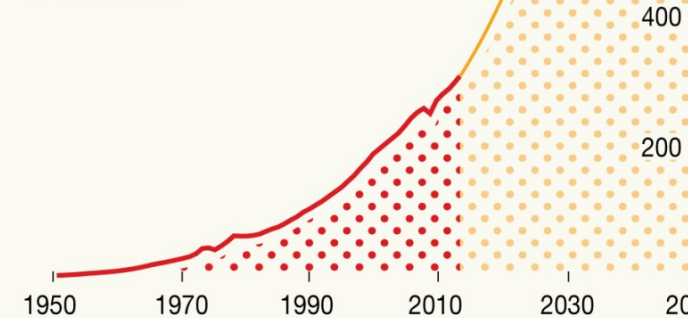
Global plastic production...

Million tonnes, 2013



...and future trends

Million tonnes



Source: Ryan, A Brief History of Marine Litter Research, in M. Bergmann, L. Gutow, M. Klages (Eds.), Marine Anthropogenic Litter, Berlin Springer, 2015; Plastics Europe

Plastic and chemicals - Additives



- **Additives** – compounds that are added to modify the properties of the finished item, e.g. these may make the polymer more flexible, resist UV-degradation, add colour or impart flame retardation
- Some benign, others have toxicological effects through ingestion, inhalation, and dermal contact.
- Additives **may be released into the environment** over time, especially when the plastic begins to degrade - re-absorbed to other plastic particles or to lipids (fats) and enter the food chain secondary route.
- **Bisphenol A (BPA)**, used in the production of polycarbonate and some epoxy resins, for example, used to line food containers. BPA acts as a **synthetic oestrogen** and is readily absorbed by the body.
- **Most of the population of developed countries have detectable levels of BPA**, but the degree to which it causes health effects is a matter of intense debate.

Plastic and chemicals - vectors



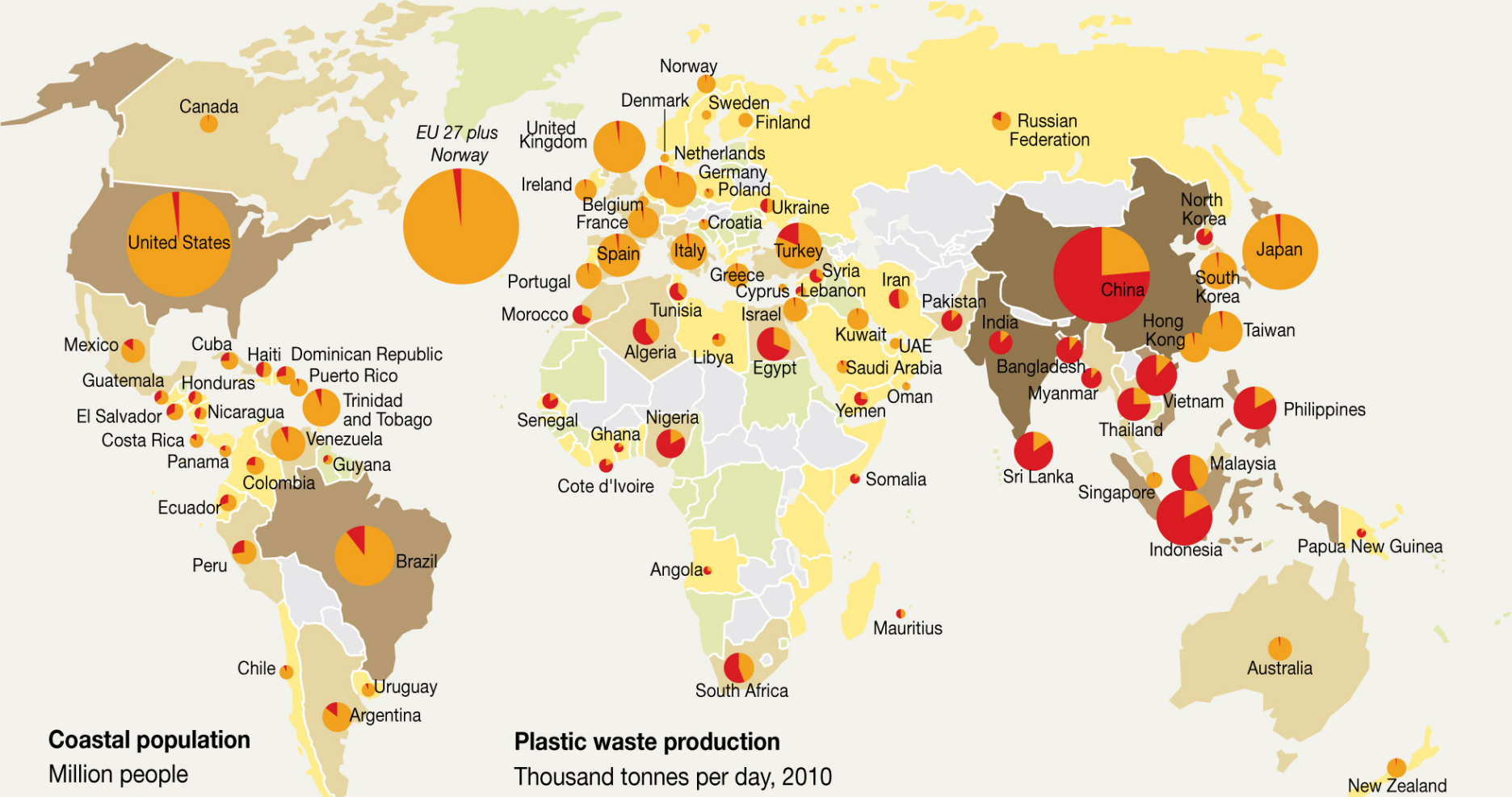
- A wide range of organic and inorganic compounds found in ocean
- Many organic pollutants are **lipophilic**, meaning they **sorb readily to fats and oils in fish, mammals** and other organisms. This includes pollutants classified as POPs under the Stockholm Convention, as well as other emerging Persistent, Bioaccumulating and Toxic compounds (PBTs).
- **Plastics have similar properties to natural fats, acting as a 'sponge'** to remove and concentrate contaminants from the water column. If an animal, such as a fish, bird or marine mammal, ingests plastic particles then **there is the potential for transfer** of these absorbed chemicals into the tissue.
- Because of the persistence of such compounds, humans and other animals continue to be exposed long after a chemical has been withdrawn from production (e.g. PCBs).

Plastic and chemicals – common additive chemicals in plastic (GESAMP 2016)



Short form	Full name	Examples of function
P	dibutyl phthalate	anti-cracking agents in nail varnish
P	diethyl phthalate	skin softeners, colour and fragrance fixers
HP	di-(2-ethylhexyl)phthalate	Plasticizer in PVC
CD	hexabromocyclododecane	Flame retardant in durable goods
DEs	Polybrominated diphenyl ethers (penta, octa & deca forms)	Flame retardants in durable goods (e.g. electronics, furnishings)
ylphenol	Stabilizer in PP, PS	
thalates	Phthalate esters	Improve flexibility and durability


Plastic waste produced and mismanaged



Coastal population
 Million people

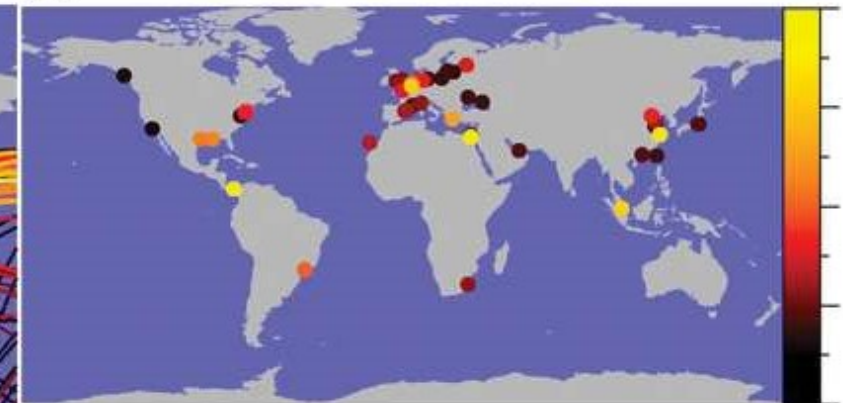
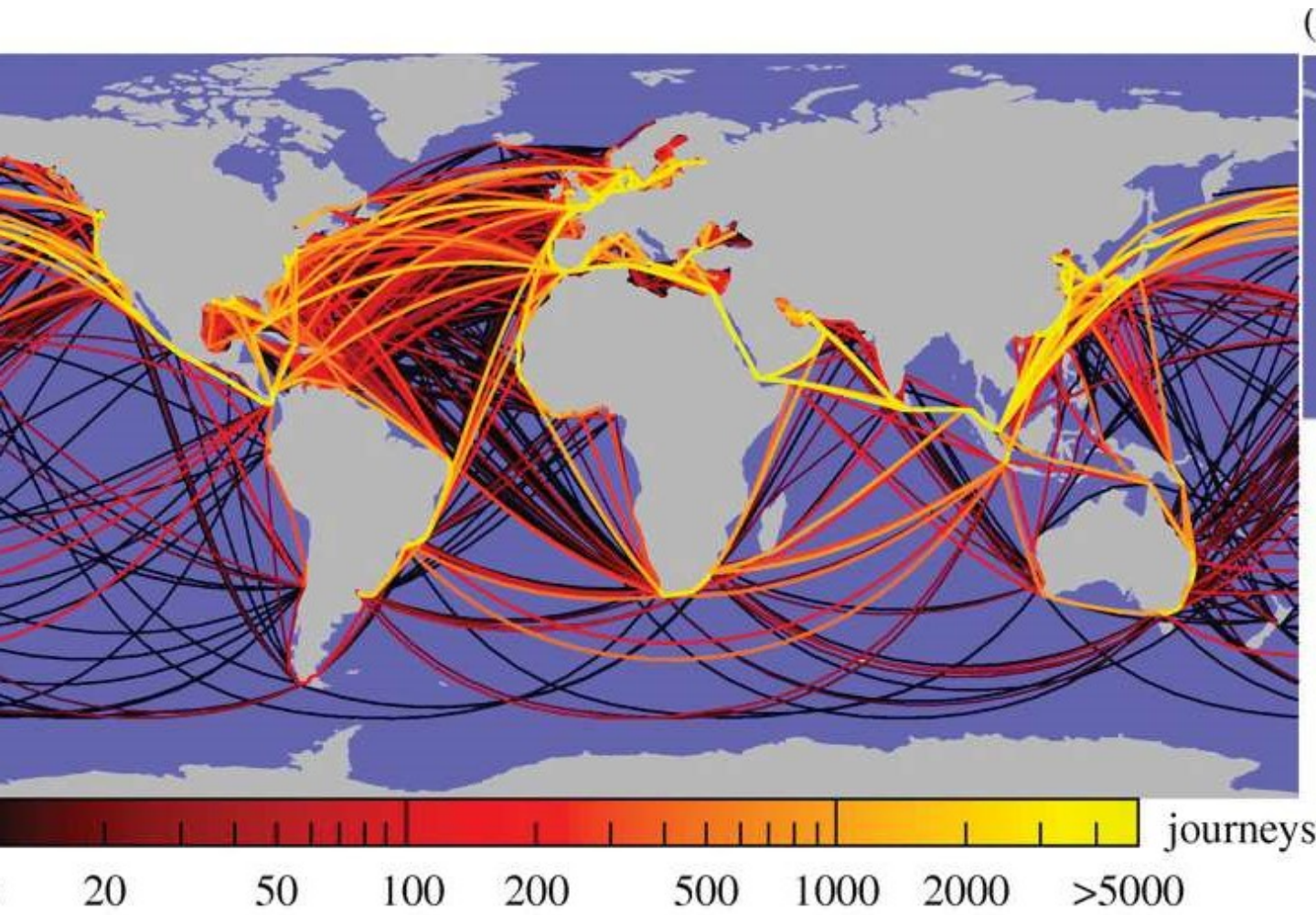
- Less than 1
- 1 to 2
- 2 to 10
- 10 to 50
- 50 to 263
- Land locked country

Plastic waste production
 Thousand tonnes per day, 2010



Source: Jambeck, J., R., et al., Plastic waste inputs from land into the ocean, Science, 2015; Neumann B., et. al., Future Coastal Population Growth and Exposure to Sea-Level Rise and Coastal Flooding - A Global Assessment. PLoS ONE, 2015.


Global shipping density (Kaluza et al, 2010)



the 20 most central ports

- | | |
|----------------|---------------------|
| 1 Panama Canal | 11 Santos |
| 2 Suez Canal | 12 Tianjin |
| 3 Shanghai | 13 New York and New |
| 4 Singapore | 14 Europoort |
| 5 Antwerp | 15 Hamburg |
| 6 Piraeus | 16 Le Havre |
| 7 Terneuzen | 17 St Petersburg |
| 8 Plaquemines | 18 Bremerhaven |
| 9 Houston | 19 Las Palmas |
| 10 Ijmuiden | 20 Barcelona |

PLASTICS IN THE MARINE ENVIRONMENT: WHERE DO THEY COME FROM? WHERE DO THEY GO?



Emerging Issues - Microplastics


Operational definition – particles < 5mm



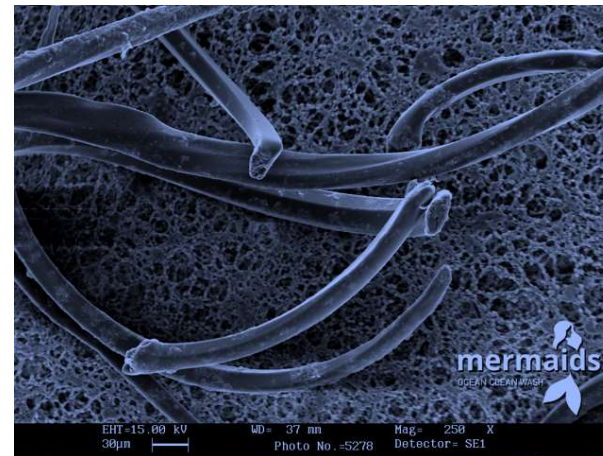
Plastic resin beads, used in plastics manufacture (Ogata)



Beach sample of microplastics, Hawaii (NOAA Marine Debris Program)



Polyethylene microplastics extracted from shower gel (A. Bakir and RC Thompson)



Microfiber from synthetic garment (Mermaids Project)

1900 fibers/item

35.6 billion laundry loads in Europe alone

Tyre dust ? Atmospheric transportation?

Microplastics – where do we find it?



259 bottles of water from 11 brands across 9 countries (China, Brazil, India, Indonesia, Mexico, Lebanon, Kenya, Thailand and the US).

Only 17 free from plastic, on average 325 pieces of microplastics (polypropylene, nylon etc. Highest 5,230)

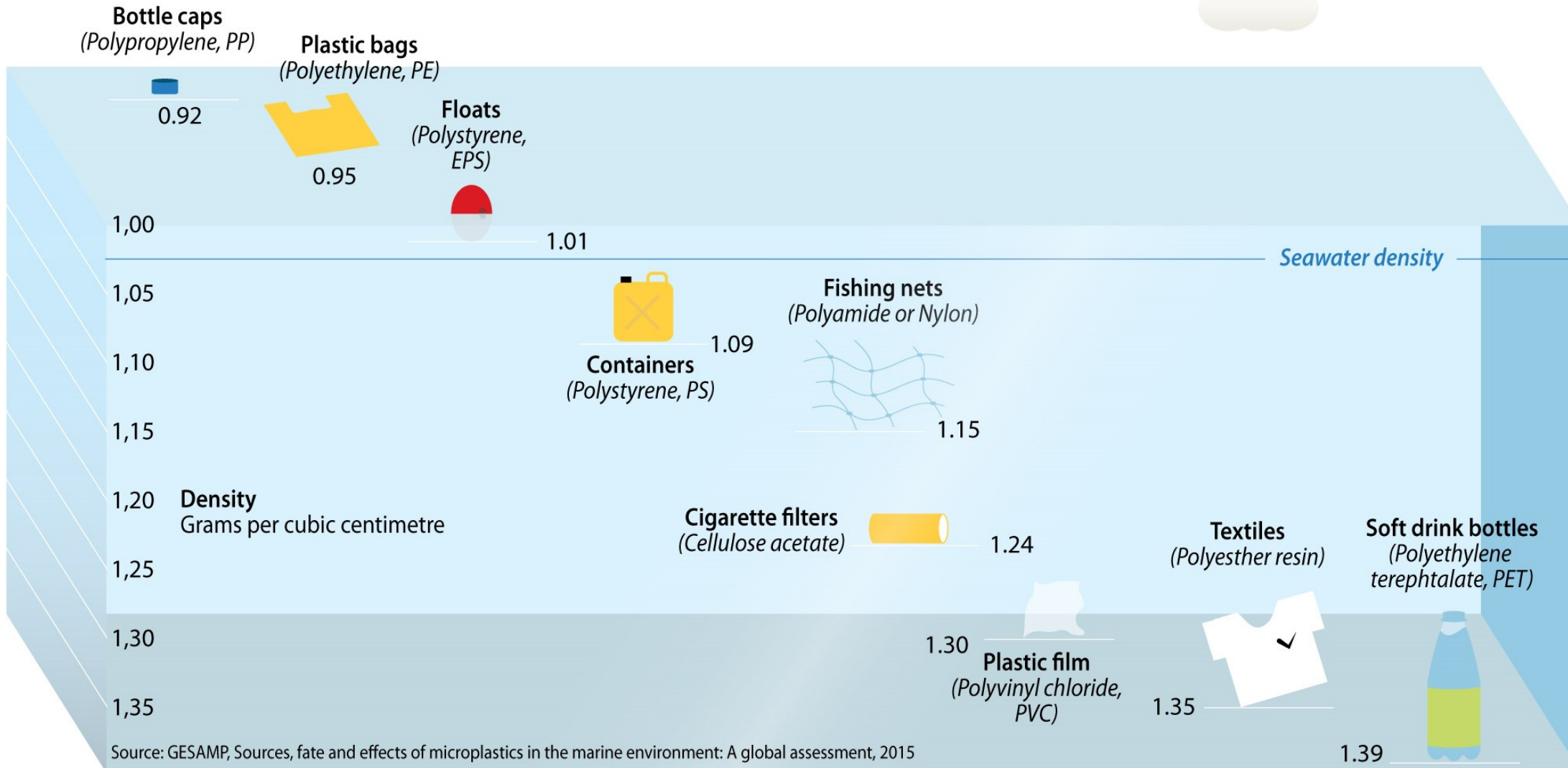
Tap water, sea salt, beer (e.g. Germany and US), honey, fish and bivalves

Arctic: **12,000 microplastic particles/liter of sea ice** (2018), Study from 2015 – **95% fibers**

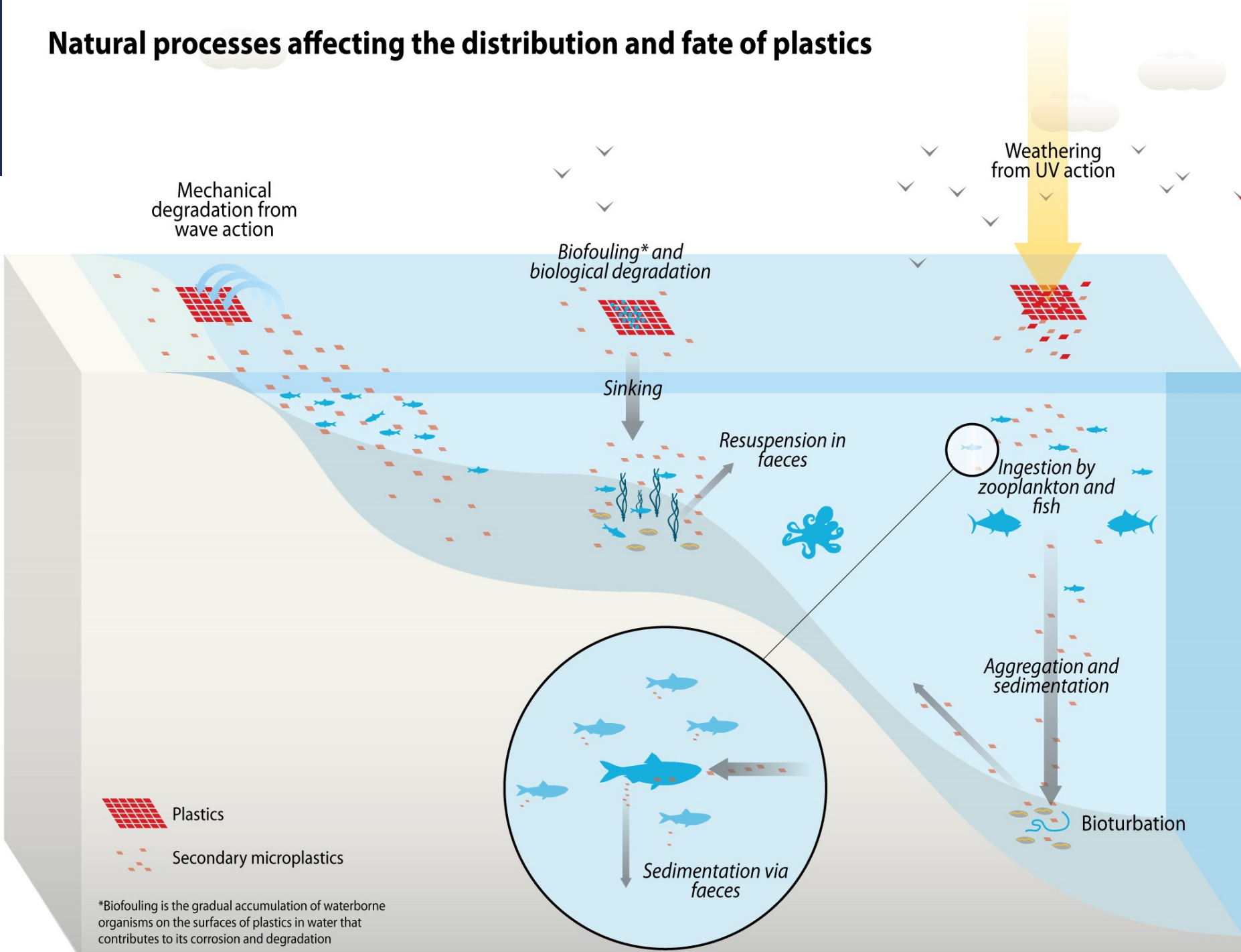
European shellfish consumers can ingest 11,000 microplastics per year (Cauwenberghe et al 2014)

Nano plastics? Transport across cell membranes

Which plastics float and which sink in seawater?



Natural processes affecting the distribution and fate of plastics



Regional variations

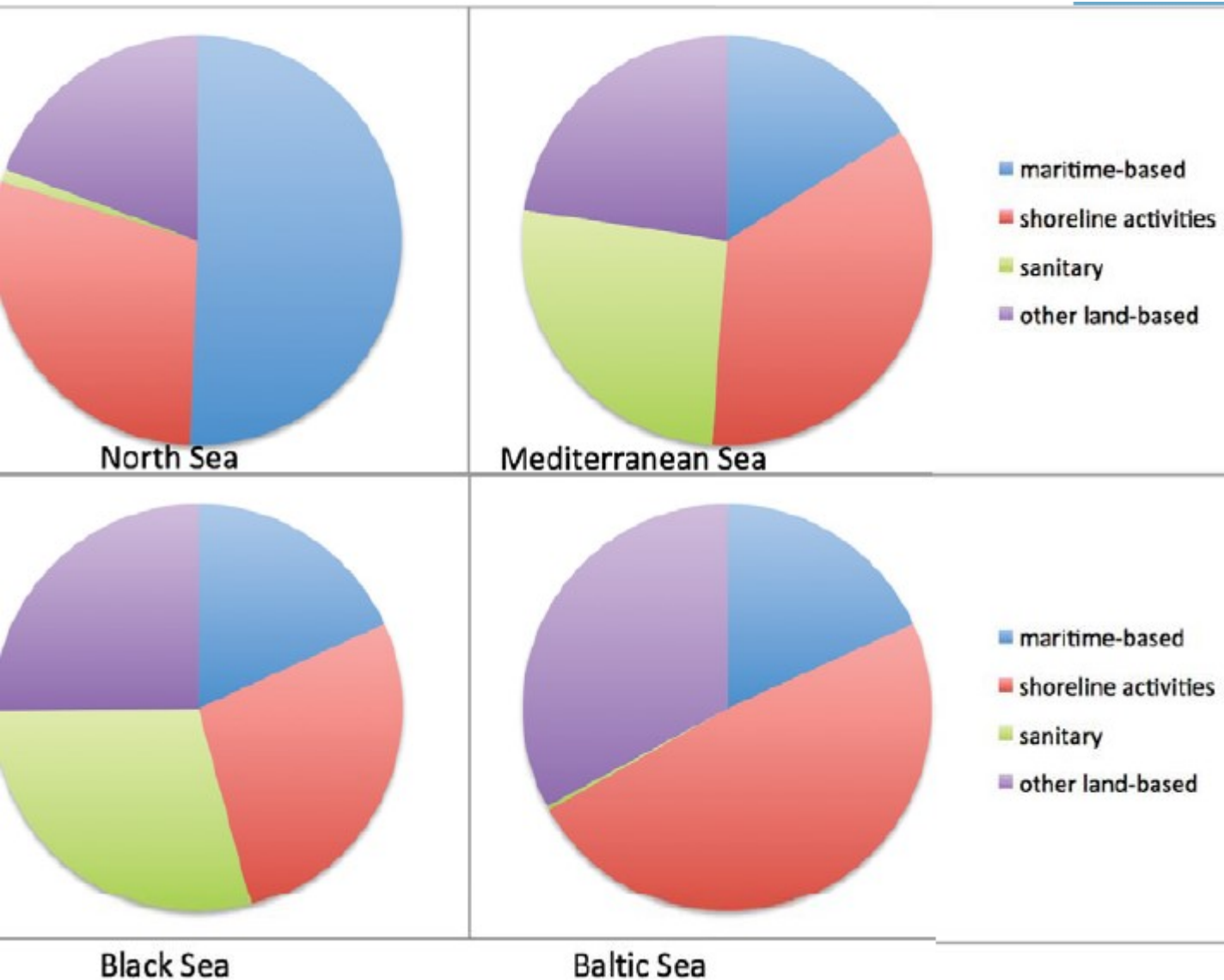


Analysis floating macro-debris (> 200 mm diameter) **20% by number and 70% by weight was fishing-related**, principally floats/buoys (Eriksen et al. 2014). This was based on 4 291 visual observations from 891 sampling locations in the North and South Pacific, North and South Atlantic, Indian Ocean, Bay of Bengal, Mediterranean Sea and coastal waters of Australia.

ALDFG losses in different regions - incidence is likely to be influenced by a number of regionally dependent factors, such as:

- the type of gear, the education level of the crew, inefficient fishing methods, gear conflicts with other fishers and maritime users, the value of the catch compared with the cost of the net and the extent of IUU fishing (Gilman 2015).

Regional variations



Oostende (Belgium) – North Sea

Barcelona (Spain) – Western Mediterranean

Constanta (Romania) – Black Sea
46% of litter from recreational fishing

Riga (Latvia) – Baltic Sea;

Regional variations (EU pilot)



Source sector category*	Oostende North Sea	Constanta Black Sea	Riga Baltic Sea	Barcelona Mediterranean
Maritime-based	50.51	18.2	18.18	16.08
Shoreline-based	29.11	48.58	27.69	35.09
Land-based	20.36	33.23	54.4	48.82

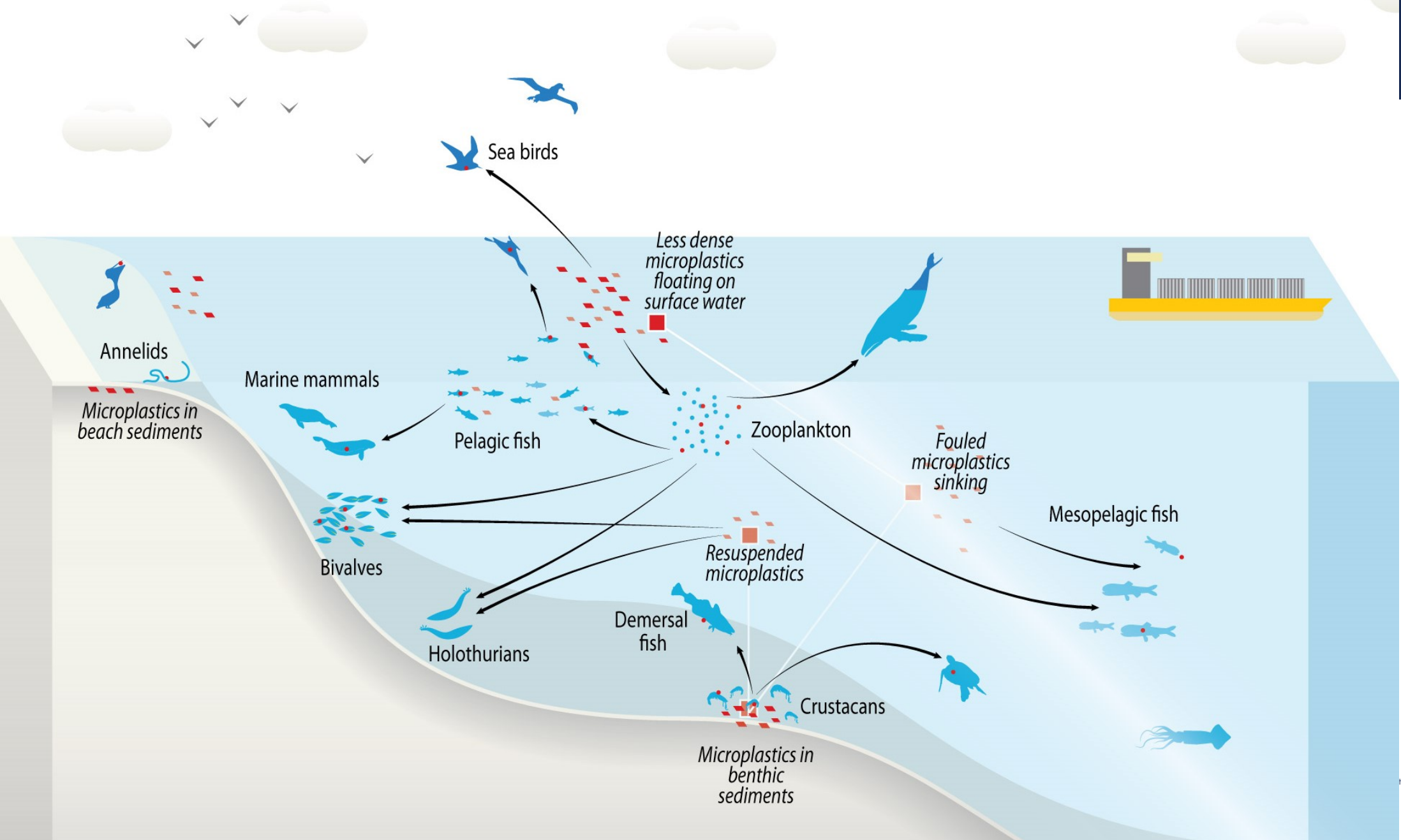
Table 5.7 Sources of shoreline marine litter from four pilot locations, grouped by major source category

* maritime based = fishing, shipping, ports, recreational boating, aquaculture and other activities

shoreline-based = coastal/beach tourism and recreational activities

land-based = sanitary, general household, waste collection and transport, construction and demolition, other industrial activities, agriculture and dump sites/landfills

How plastics enter the food web



Plastic debris impact on the marine environment



Impacts: Overview

Environmental:

- entanglements and ghost fishing
- ingestion (intestinal blockage, malnutrition and poisoning)
- blockage of filter feeding mechanisms from small particulate (neustonic) plastic debris
- physical damage and smothering of reefs, seagrasses, mangroves
- potential to vector marine pests including invasive species.

Social

- loss of aesthetics and / or visual amenity
- loss of indigenous values
- antagonism against perceived polluters
- perceived or actual risks to health and safety (including from microplastics)

Economic

- cost to tourism (loss of visual amenity and obstruction to beach use)
- cost to vessel operators (downtime and damage due to entanglements)
- losses to fishery and aquaculture operations due to damage or entanglements
- costs for clean-up, people/animal rescue operations, recovery and disposal

Public Safety

- navigational hazards (loss of power or steering sea is potentially life threatening)
- hazards to swimmers and divers (entanglements)
- cuts, abrasion and stick (puncture) injuries
- leaching of poisonous chemicals
- explosive risk (gas cylinders frequently washed ashore)

Wildlife Entanglement & Ingestion

Entanglement can cause a quick or a slow death and injury that cause infection.

Some 600-700 species are impacted by marine litter

10% of species affected by ingestion and entanglement from marine litter are endangered

A recent study has estimated that by 2050, 50% of seabirds are likely to have ingested plastic.



© Missouri Department of Conservation

environment

GPA
Protection of the Marine Environment
from Land-based Activities

Economic loss: Vessel Damage and navigational hazard

Marine litter costs the European Union fishing fleet an estimated USD 81.7 million per year.



© NABU/Holger Schulz

Economic Loss: Tourism

Marine debris impacts tourism as residents and travellers prefer clean beaches.

The annual loss in tourism caused by marine litter is estimated to more than USD 600 million.



Photo: Aaron Vuola, 2017



© Susan White/USFWS

Economic Loss: Marine Industry

The estimated cost of marine litter in the Asia-Pacific region is approximately €1 billion per year to marine industries.

This is equivalent of 0.3 % of the gross domestic product for the marine sector of the region.



© Shutterstock



International Legal Framework

International Legal Framework: Pollution

United Nations Convention on the Law of the Sea (UNCLOS), 1982: General obligation on the States to protect and preserve marine environment – calls to address land-based sources of pollution as well as pollution from the ships.

International Convention for the Prevention of Pollution from Ships (MARPOL), 1973/1978: regulations aimed at preventing and minimizing pollution from ships, both accidental pollution and that occurring during routine operations -> **Annex V of MARPOL (2013)**, addresses ocean-based litter pollution and prohibits the discharge of all plastics from ships.

Convention on the Prevention of Marine Pollution by Dumping of Wastes and Other Matter (London Convention), 1972: Dumping of plastics is prohibited.



Photo: South Korea, Aaron Vuola, 2017

International Legal Framework: Other instruments

Other instruments that have relevance to marine litter:

Chemicals and waste oriented agreements:

- **The Stockholm Convention** on Persistent Organic Pollutants
- **The Basel Convention** on the Control of Transboundary Movements of Hazardous Wastes and Their Disposal

Biodiversity and species oriented agreements:

- **The Convention on Biological Diversity** (CBD)
- The Agreement for the Implementation of the Provisions of the United Nations Convention on the Law of the Sea of 10 December 1982 relating to the Conservation and Management of Straddling Fish Stocks and Highly Migratory Fish Stocks (**United Nations Fish Stocks Agreement**).

ALDFG and marking of fishing gear



UNGA Resolution A/Res/60/31

United Nations Agreement on Straddling Fish Stocks and Highly Migratory Fish Stocks

MARPOL Annex V

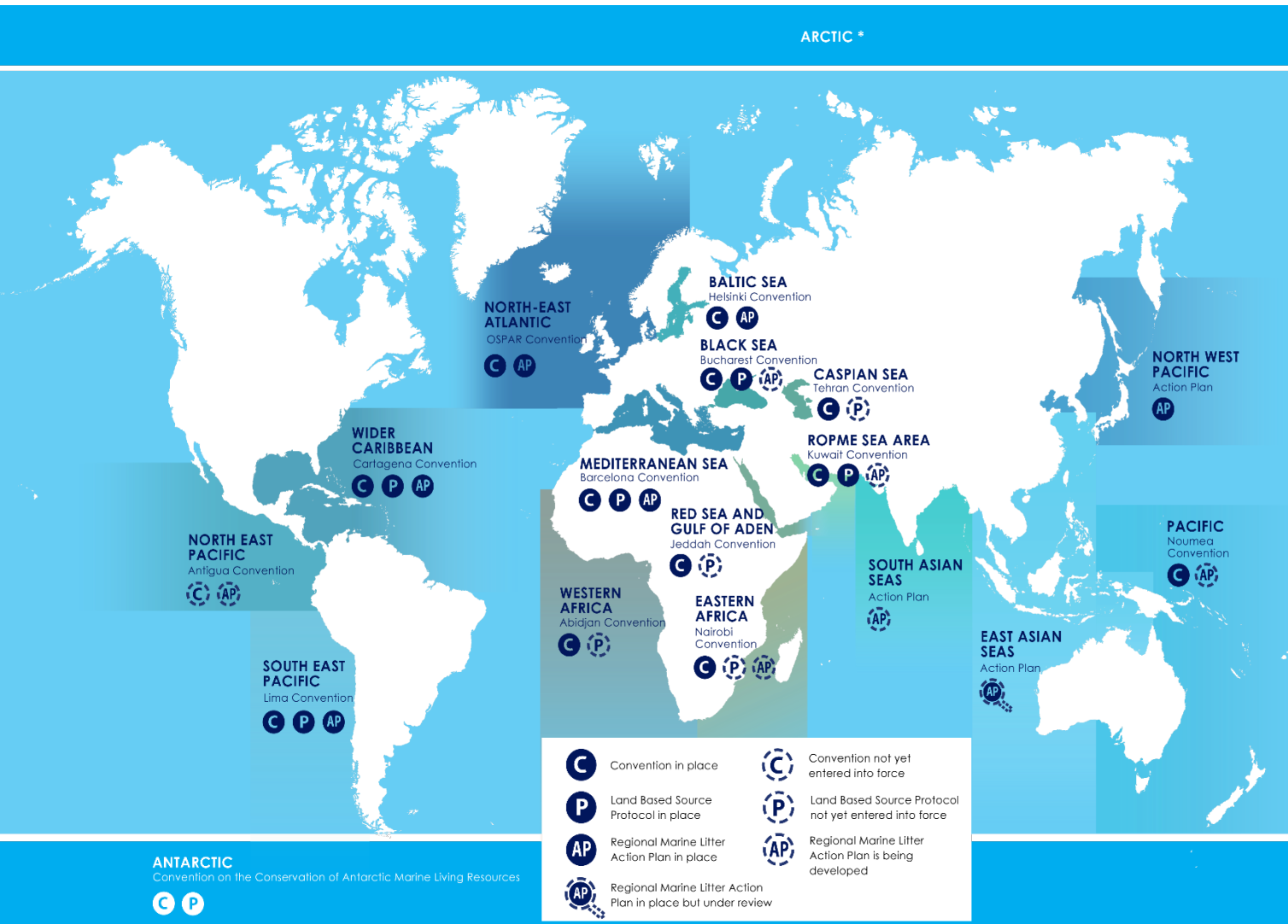
International Guidelines on Bycatch Management and Reduction of Discards (FAO 2011)

Agreement of Port State Measures to Prevent, Deter and Eliminate Illegal, Unreported and Unregulated Fishing (FAO 2009)

Voluntary Guidelines for Flag State Performance (FAO 2015)

FAO Committee on Fisheries (COFI)

International Legal Framework: Regional instruments – Marine Litter Action Plans



International Legal Framework – Soft Instruments

Declaration on Environment and Development: Adopted at the 1992 UN Conference “Rio Earth Summit” - Agenda 21

Global Programme of Action (GPA) for the Protection of the Marine Environment from Land-based Activities (1995)

- Global Partnership for Marine Litter (GPML) (2012)

Food and Agricultural Organization of the United Nations (FAO)
Code of Conduct for Responsible Fisheries (1995)

The Future We Want: Adopted at the 2012 UN Conference on Sustainable Development (“Rio+20”) – launch of the GPML

SAMOA Pathway (2014)



International Legal Framework: Soft Instruments cntd.

Sustainable Development Goals (10/2015) - Agenda 2030 for Sustainable Development:

- Goal 14 seeks to conserve and sustainably use the oceans, seas, and marine resources for sustainable development, **and explicitly addresses marine debris.**
- 14.1: By 2025, prevent and significantly reduce marine pollution of all kinds, in particular from land-based activities, including marine debris and nutrient pollution

United Nations General Assembly Resolution 235 (12/2015) - Resolution on Oceans and the Law of the Sea, addresses marine debris in many ways, including urging States to adopt national and **regional strategies**, incentives, and infrastructure

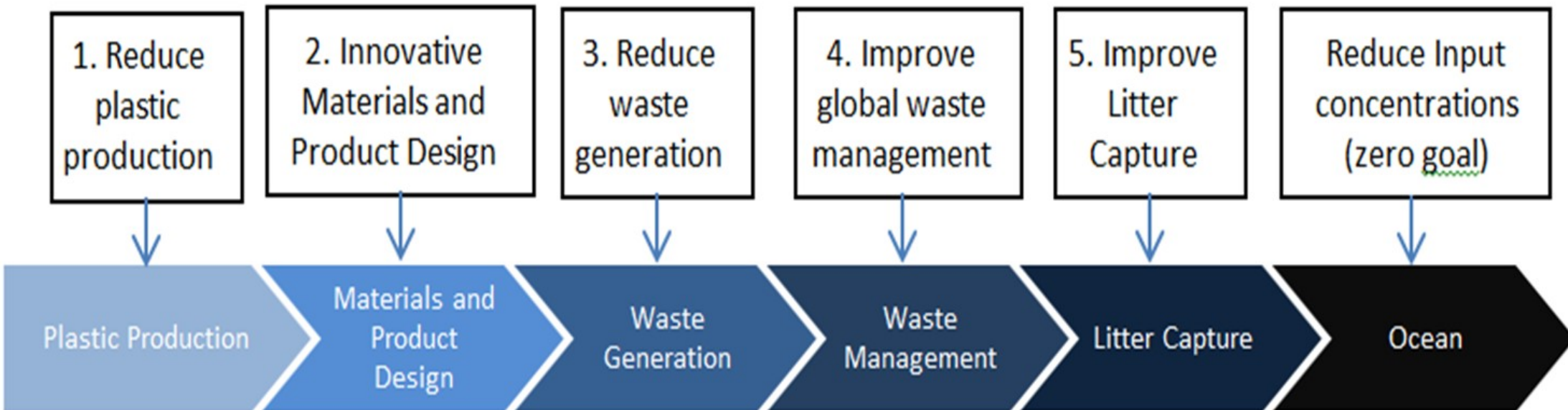




UN Environment and key processes



Prevention Interventions



Source: NOAA/EPA

Selection of different types of measures

Closing the loop

- Moving from linear to more circular economy
- 3 Rs (REDESIGN etc Reduce, Reuse, Recycle)

Reduction measures

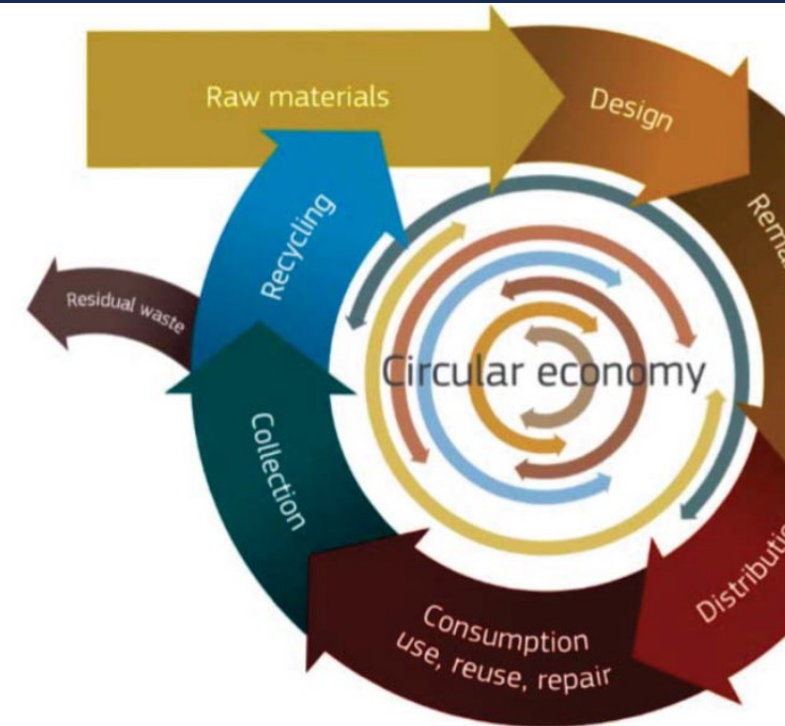
- Market-Based Instruments
- Legislation
- Best Available Techniques (BATs)
- Best Practices/Best Environmental Practices (BEPs)

Removal **(Mostly used at the moment)**

- Shorelines / Beach Clean-ups / Underwater / Fishing for litter
- Abandoned, lost or otherwise discarded fishing gear (ALDF)

Encouraging changes in behavior **(Very important)**

- Attitudes towards marine litter
- Fishing Industry/ Coastal Tourism
- Education, Awareness raising and Citizen science



Selection of different types of measures: Examples

Research to improve product design and efficiency of processes can prevent waste, and improve recycling and resource efficiency

The application of extended producer responsibility (EPR) can help to avoid certain types of marine litter (Take back schemes)

Investment in waste management infrastructure and wastewater treatment facilities avoid dispersion of litter in the marine environment

Economic incentives, such as deposit refund schemes and plastic bag charges influence consumer choice AND CAN FUND INTERVENTIONS

Bans, such as plastic bags of a certain thickness, single-use plastics and non-recoverable plastics

Awareness-raising activities among consumers help avoid (REDUCE) the generation of marine litter

Better implementation of existing legislation on the release of litter, on land and at sea

Marine litter clean-ups are costly but necessary downstream actions



What is the GPA?

The Global Programme of Action for the Protection of the Marine Environment from Land-Based Activities

Adopted in 1995, it is a voluntary, action-oriented, intergovernmental programme, led by UN Environment, to prevent the degradation of the marine environment from land-based activities

Brings together Governments, private sector actors, NGOs, and the scientific community to discuss solutions and catalyze action



Global Partnership on Marine Litter (GPML):

- Launched in Rio+20, June 2012 to protect human health and the environment by the reduction and management of ML
- **Stand alone resolutions on marine litter and microplastics adopted both at all United Nations Environmental Assemblies (UNEA 1/6, 2/11 and 3/7) -> preparations for UNEA-4**
- Voluntary multi-stakeholder partnership ~ 100+ partners, many networks in their own right (African Marine Waste Network, Clean Europe Network etc.)
- Help countries reach their targets related to Sustainable Development Goal target 14.1



Activities: UNEA Resolutions Marine Litter and Microplastics:

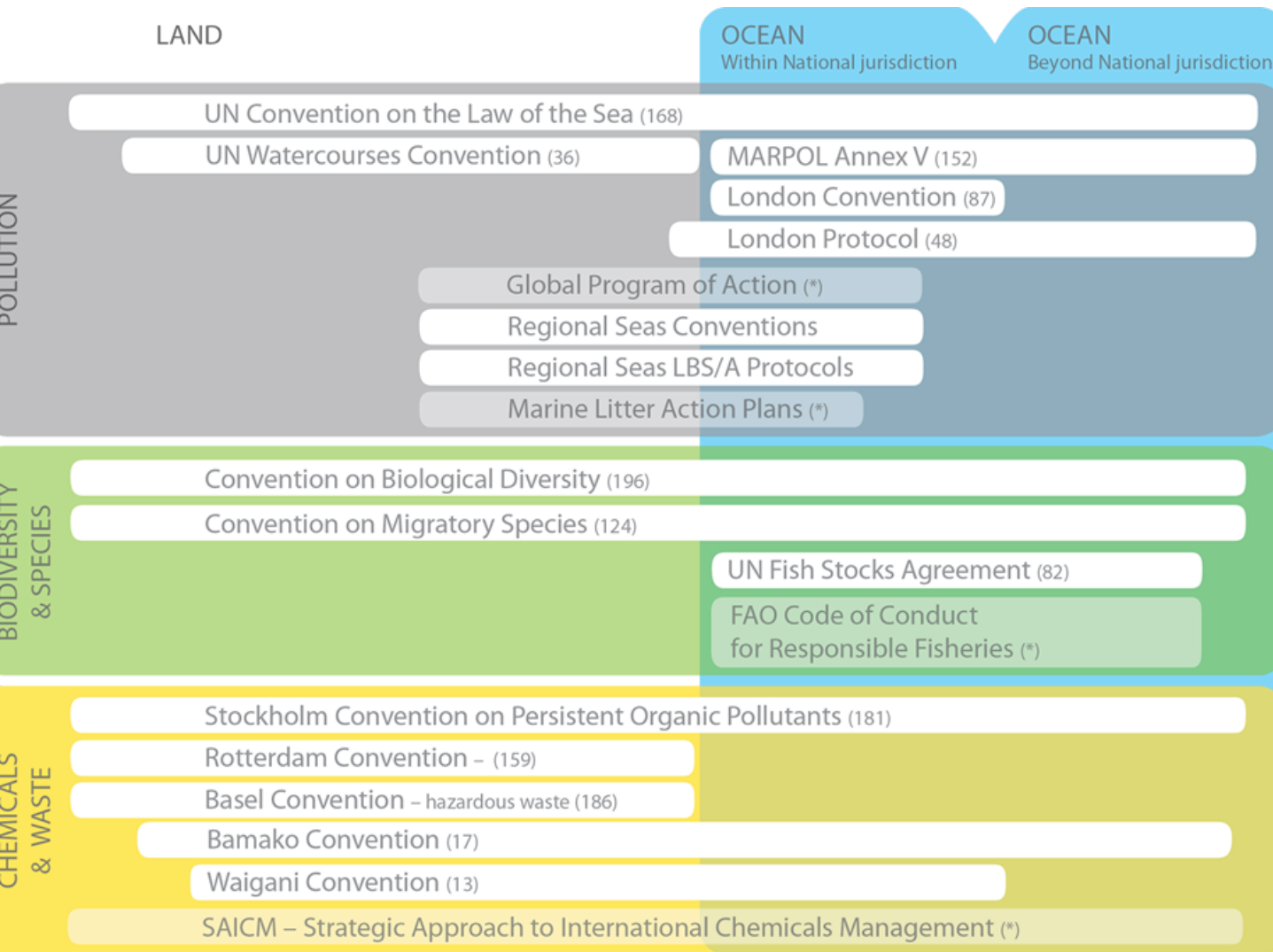
- Requested UNEP to provide **support to the development of marine litter action plans** upon request by countries
- State of knowledge
- Requested **assessment of the effectiveness of relevant international, regional and sub-regional governance strategies and approaches** to combat marine plastic litter and microplastics and **identify gaps and options** for addressing them (→ UNEA-3)
- Establishment of **public-private partnerships**, development of **campaigns** for awareness-raising, prevention and clean-up
- Encouraged product manufacturers to consider the lifecycle environmental impacts of products containing **microbeads and compostable polymers**

Activities: Knowledge Generation: Marine Plastic Debris and Microplastics – policy relevant recommendations



- **Phase out** of microbeads
- Drastic reduction/ban of **single-use plastics**
- Short-term: waste management, **long-term: upstream reduction**
- 'Biodegradable' will NOT decrease ML **internationally agreed definition of biodegradability** (marine env.)
- harmonization and **standardization** of methods
- Gaps/solutions for governance frameworks

International Legal Framework - Overview



An Assessment of the effectiveness of relevant international, regional and sub-regional instruments and frameworks was submitted to UNEA-3 as an information document!



Conclusion

Current governance strategies and approaches provide a fragmented approach that does not adequately address marine litter and microplastics



Gaps in legal framework

- The reduction of marine plastic and microplastic is not the primary objective of any international legally binding agreement;
- Geographic gaps in the coverage of existing agreements, particularly on the high seas, but also with regard to internal waters and watersheds;
- In particular, the international legal structure does not address land-based sources and activities specifically with respect to marine plastics and microplastics;
- At regional level, the mandate and geographic coverage of existing agreements is limited: only 9 regions out of 14 have adopted protocols related to land-based sources and activities. However, 4 of these protocols are not in force;
- Not all regions developed protocols/other binding measures to address marine litter;
- Land-based sources and activities protocols vary in geographic scope and application;
- Regional Marine Litter Action Plans vary in approach & methodology
- the Honolulu Strategy – a Global Framework for Prevention and Management of Marine Debris suggests approaches to reducing marine litter from land- and sea-based sources but provides no measurable targets or timelines.

Further gaps

- No global institution with the mandate to coordinate current efforts and manage the issue upstream;
 - Lack of harmonized binding standards at the global level for the mitigation of pollution by plastic waste, particularly from land-based sources;
 - Lack of global standards for national monitoring and reporting on consumption, use, final treatment and trade of plastic waste;
 - Lack of global industry standards for environmental controls and quality specifications of plastics;
 - Little recognition at the international policy level of the potential risks to human health,
 - A fragmented approach at the regional level to waste management, including wastewater treatment.
 - Lack of data in some regions on the sources and the extent of plastics and microplastics in the marine environment, in organisms and on the associated health and ecosystem risks;
 - Poor application of the due diligence and polluter pays principles within the various sectors of the plastics industry;
 - Poor/inadequate design of products to meet air and water quality standards;
 - Failure to establish sustainable and profitable end-markets for all end-of-life plastics;
 - Lack of effective compliance and enforcement mechanisms;
 - No global liability and compensation mechanism for pollution by plastic.
-

Options

OPTION 1

Maintain Status Quo

- Strengthen implementation of existing instruments
- Continue current efforts

OPTION 2

Revise and Strengthen existing framework

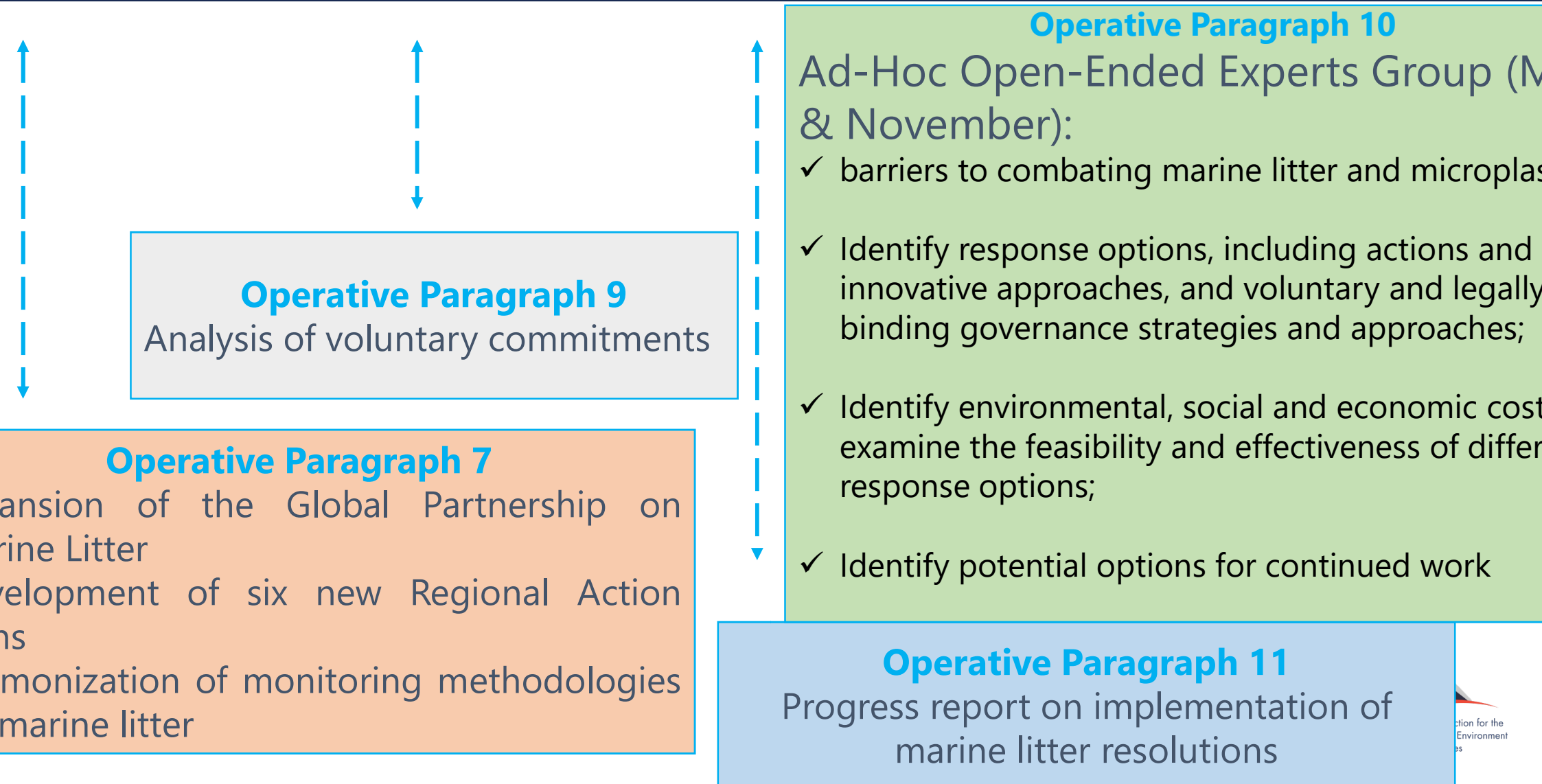
- Bring industry into the solution
- Expand the mandate of an existing international body to include the coordination of existing institutions
- Strengthen existing measures
- Revise existing instruments such as the Honolulu Strategy
- Adopt a voluntary agreement on marine litter

OPTION 3


New global architecture with multilayered governance approach

- Establish a new international legally binding architecture.
- Take phased approach:
 - Phase I: Develop voluntary measures (same as Option 2)
 - Phase II: Develop a binding agreement

Example: Implementation of the Marine Litter and Micro Plastics Resolution



Activities: Other Recent Knowledge Products



the pipeline: Alternative materials and marine litter, Economics of marine litter, Baseline Single use plastics (Bags, bottles, disposable, microbeads, polystyrene)



Activities: #Clean Seas, truly global campaign on Marine Litter



English is just the beginning! We are looking for partners to help with translation



#Clean Seas - Mission

- Improve plastics management (reduce, redesign, reuse, recycle)
- Global phase out non-recoverable plastics (e.g. microplastics in cosmetics)
- Reduce single-use plastics drastically
 - Global ban on certain types of single-use plastic bags
- Move towards: Plastics consumed re-enter the product life cycle, i.e. generate zero waste, all plastics recyclable



#Clean Seas – Countries and Commitments

Currently more than 40 countries have joined,
Many more countries have expressed interest in joining

Examples of commitments:

Indonesia plans on reducing plastic litter 70% by 2025

Kenya banned the sales, manufacturing and import of plastic bags from August 2017

Effective 2020, France will ban the use of plastic cups, plates, and cutlery

Uruguay announced it will initiate a tax on single-use plastic bags later this year

Costa Rica will make efforts to reduce plastic waste by increasing proper waste management measures (legislation) and education

Private Sector: Dell, Volvo Ocean Race, 11th Hour Project, Musto



Activities: Massive Open Online Course (MOOC) on Marine Litter

First Massive Open Online Course on Marine Litter in 2015 (6500 registered students)

Second ML MOOC in 2017 just finished

Spanish MOOC in Q1/2018

Week in all UN languages in 2018 (Leadership track) & PORTUGUESE

Leadership Track:

Hours of learning consist of 2 blocks

Expert Track:

2 additional hours consisting of 6 blocks



Guidelines on the Marking of Fishing Gear

- ❖ Agreed by Technical Consultation in February 2018;
- ❖ Need to be endorsed by COFI32 in July to be considered final;
- ❖ Voluntary guidelines however they represent a high level, politically negotiated text that following agreement by COFI will have the endorsement of all FAO Member governments;
- ❖ High level political incentive for governments to implement the guidelines;
- ❖ Support the principles and standards already included within the FAO Code of Conduct for Responsible Fisheries;
- ❖ Guidelines provide a framework for national, regional and international efforts to address ALDFGs;
- ❖ Reference for national and international efforts.

Next steps:

- COFI33 in July to consider endorsement of the Guidelines and recommendations of the Technical



- ❖ additional pilot projects be developed and implemented in other regions and fisheries;
- ❖ a comprehensive global strategy to address ALDFG be developed; and
- ❖ national action plans to address ALDFG be developed and implemented

Thank you for your attention!

Questions?

gpml@unep.org

